


Warning!

Beware of the 'Drop Down Chute'

Dam Buster is aware of a solution for a change of direction of box gutter so that it discharges into a rainhead, referred to as a '**Drop Down Chute**'. This device is fundamentally hydraulically unsound, not bench marked against AS/NZS 3500.3 and should not be used. The problem is obvious (well, at least to the Dam Buster team!) – at the leakage location shown below, the water flow will be highly turbulent and the short and shallow box gutter between the sump and the rainhead will have inadequate depth and insufficient freeboard. Complete and partial blockage of the chute is possible and highly likely, and there is no visibility for maintenance and cleaning.

In comparison, the Dam Buster's overflow device comprising a Dam Buster Side Outlet and Rainhead combination has a deep box gutter between the 'sump' and the rainhead, and physical testing, along with hydraulic analyses by Dam Buster's hydraulic expert, Adjunct Associate Professor Dr Robert Keller, has proved that this device is hydraulically sound and operates safely at its maximum design flow rates, whilst maintaining more than the freeboard required by AS/NZS 3500.3-2021 throughout the device.



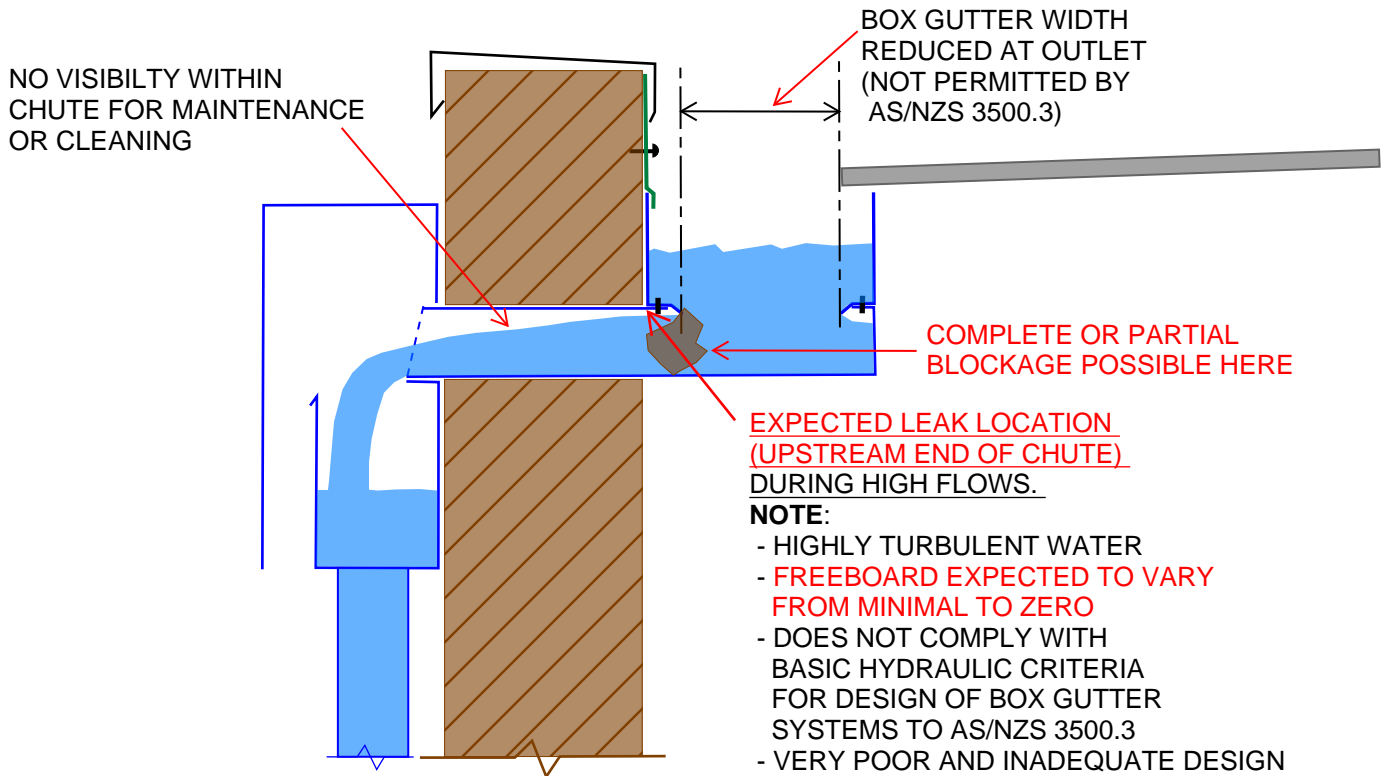
Photograph 1



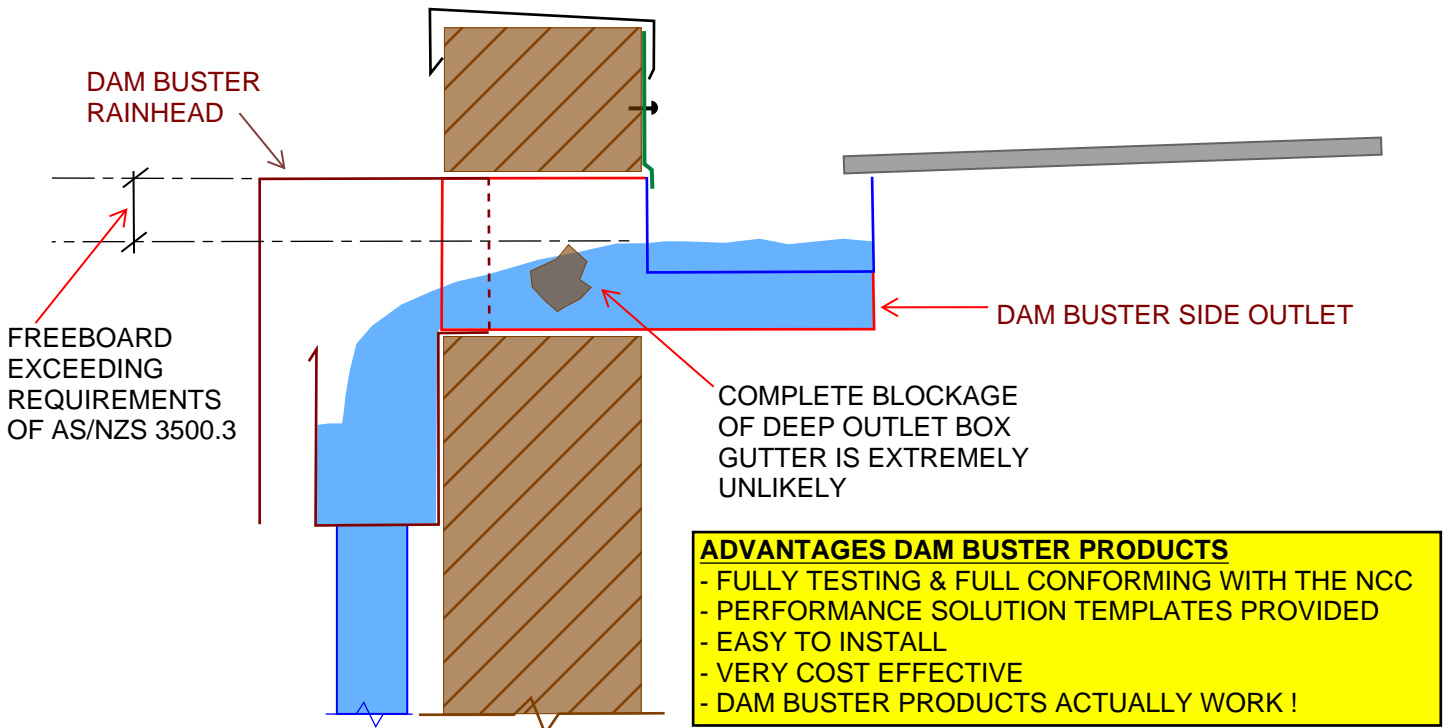
View 1

Warning!

Beware of the 'Drop Down Chute'



SECTION X-X THRU 'DROP DOWN CHUTE'



EQUIVALENT SECTION THRU DAM BUSTER SIDE OUTLET & RAINHEAD